

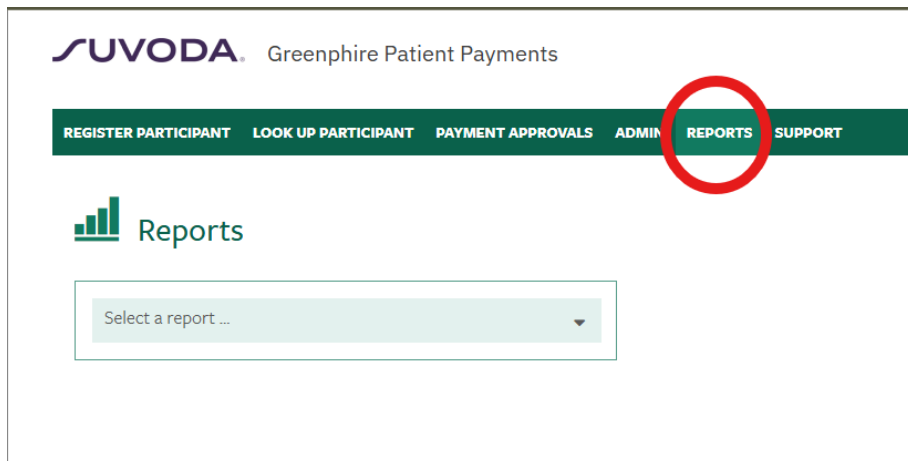
Prepaid Visa Card Reporting

How to log in to the Prepaid Visa site:

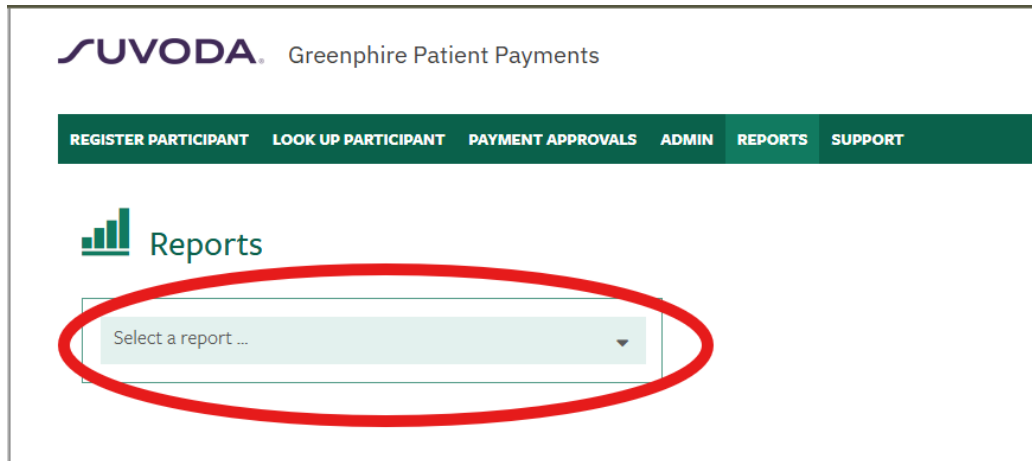
- 1) Login [here](#).
- 2) Enter your login and password as provided to you. Keep in mind that your login and password are case sensitive, so make sure to use capital letters as necessary.
- 3) If you have difficulty logging in, please click on the “Forget username and/or password?”, enter your email address, and click “Reset my password.” This will instantly send you an email with a link allowing you to reset your password.

How to pull the Program Balance Detail Report

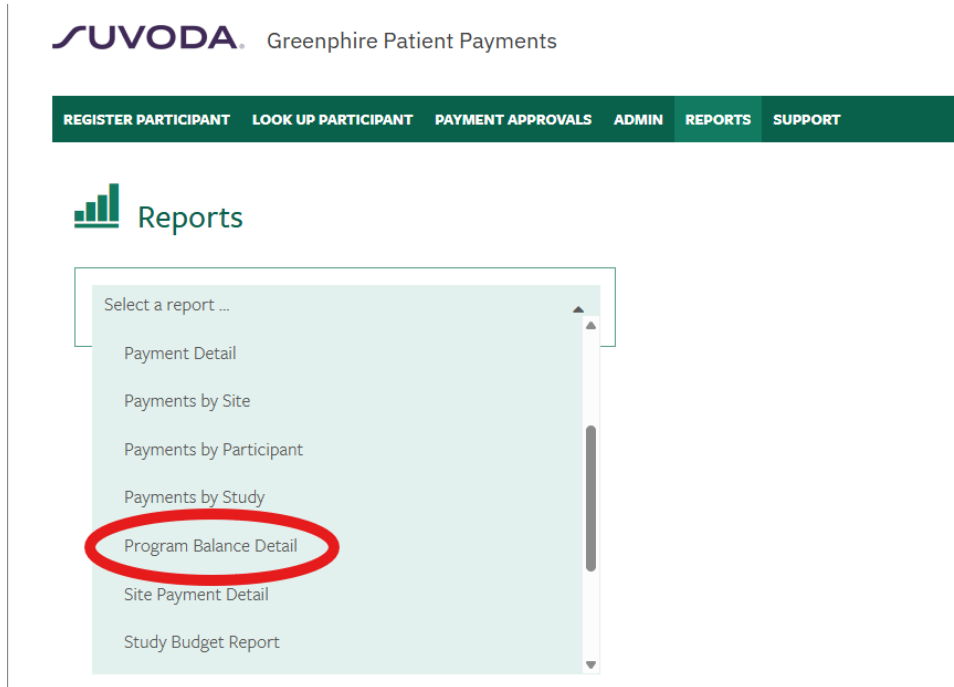
- 1) Click on ‘Reports’



- 2) Click on the ‘Select a report’ drop-down



3) Click 'Program Balance Detail'



4) Choose the start date and end date that you would like for your report to run. Click 'Download Report'.

Download your report for details.

The selected dates will be applied to your download.

Start Date:	End Date:	DOWNLOAD REPORT
16-Oct-2025	30-Oct-2025	

5) This report will open as an excel report.